

The Way Home

An outreach e-communication from Papillon Haven Rescue (PapHaven)

Issue #90

www.paphaven.org

Fall 2017



1900+ rescued & counting! Celebrating 14+ years!

PHR's auction is approaching fast!

As we enter the fall, thoughts of cleaning out the house are in the forefront of many of our minds. What to do with gently-used items and holiday gifts that are just "not your style"?

Well, here is a solution! PapHaven's bi-annual auction! This is a great opportunity to donate items that you don't have any use for and help a wonderful charity continue to do the good works to save pap and pap-mix dogs.

Interested? Got stuff to donate? Contact a team member for details about getting started. We also have a new member in

the Fund Raising Team – Sharon McGowan. She has kindly offered to help warehouse the fund raising items. The Team is now: Amy Fretz (*afretz@ptd.net*); Paula Dane (*paulascoot@charter.net*); & Sharon McGowan (*mcgowansauer@outlook.com*) with Jan Jorolan as a backup.

Please gather your new or gently used items, then contact Amy

or Sharon for shipping instructions.

PapHaven thanks you in advance for all of your help!

Don't miss the savings ... PapHaven's auction will begin on September 10 and run until it's conclusion on September 24.

Features

Your pets and RVing.....	2
Calendar pre-sales.....	4
Fostering saves lives.....	5
Easy ways to medicate your pap.....	6
Seamstresses DESPERATELY need.....	7
Coconut Oil.....	8
Companion coverage.....	8

Watch for the next issue of *The Way Home* for more exciting and informative stories.

PapHaven's Fall Auction

September 10 - 24, 2017

http://www.paphaven.info/2017_fall_auction.html?r=20170717095034



Dog-Friendly Guide to RV Camping

By Joe Laing – <http://moderndogmagazine.com/articles/dog-friendly-guide-rv-camping/108381>

Taking your dog on your trip doesn't have to be stressful

For dog owners who camp by RV, bringing our pets along is part of the vacation fun. Whether you're headed for a weekend at the lake or a month-long, multi-state vacation, taking your dog on your trip doesn't have to be stressful. Just consider what your dog needs at home, and find a way to deliver that on the road.

Canine Comfort on RV Trips

Some of us can ride for hours in an RV without needing to take a break. But what about dogs? To keep your dog happy and comfortable, consider her usual schedule while planning your road trip. If your canine stays inside during the day when you're at work, she'll probably do well with just a quick walk when you stop for gas. But if she is used to spending a lot of time outside, plan to stop at a local park for lunch and let her run around for a half hour.

Dogs also need their own special space. Pick a spot in the motor home that's your dog's exclusive domain. Whether it's a specific corner for his kennel or a quiet place for his favorite pet bed, your dog needs a place to call home while traveling.

Preparing for comfortable road trips is a breeze if you fill a "doggy backpack" with all the items your dog needs.

Here are some items you'll want to bring:

- Food and treats
- Food and water dishes
- Medications
- Leash and car harness
- Toys
- Bedding
- Kennel

Keep your dog's comfort in mind when planning day trips that don't include pets. Most campgrounds won't allow pets to be left outdoors unattended, so figure out how to safely confine your dog in the RV while you're gone. The temperature should be comfortable, and your dog should have plenty of water. Make sure your dog can't get into potentially harmful mischief, too.

By the way, when choosing your campground, it's important to check ahead about pet policies. Most campgrounds and state parks require dogs to be kept on a short leash and not roam free. Many private campgrounds now have dog walks or off-leash dog park areas to accommodate pet owners. Knowing the park or campground rules before you go will keep things running smoothly.

One last canine comfort tip: Build exercise time into your camping schedule. A dog who's confined for too long without time to walk, run or play can be miserable. Walking laps around the campground, running in the off-leash area or jogging along a trail can help keep both of you happier.

Canine Health and Safety on RV Trips

You love your dog and you want to make sure she's safe and healthy on vacation, right? You can do both with a little preparation.

Before your trip, make sure your **dog is up to date on vaccinations and vet exams** to prevent health emergencies on the road. Your dog should be treated for fleas and ticks year-round, especially before extended time outdoors. Also, don't forget to pack vet records and contact information in your doggy backpack.

Another essential prep step: Make sure your dog travels safely. Have either an anchored harness or a pet carrier. Allowing your dog to roam freely in the RV or tow vehicle is dangerous for both of you. Picture your 80-pound German shepherd becoming a projectile in an accident!

Prepare for emergencies like storms and extreme heat, which can endanger your dog when you're away from the campground. Set up a generator to kick in and run heating or air-conditioning after a power failure. Know the location of your campground's storm shelter and whether your dog can shelter with you. A weather app on your smartphone will alert you to dangerous conditions and allow you to make lifesaving decisions for you and your dog.

And finally, don't forget to have fun! RV travel with your best canine friend can create wonderful vacation memories.



RV Owners beware

Don't let this happen to you and your pets!

home steps, and not leave until they entered the motor home.

Off on our adventures

This past August we took a three week trip, staying in three different locations for 5-9 days each. At the end of our last week, we were preparing to make the 10 hours of driving time trip back home. You have to realize that 10 hours of driving time is more like 14 or 15 with three dogs. Part of the prep work is disconnecting from your power source, water and sewer, bringing in all the stuff that ended up outside, lowering your antenna, raising the jacks, hooking up your tow vehicle and bringing in the slide outs; we have three slide outs, two close and leave walking space and our bedroom slide closes completely against the wall cabinets, leaving no walking space.

When that was all completed I told my husband I was going to take the dogs out one last time before getting on the road. That is when we realized that one of our dogs was missing. Where could he be? We had taught them to never leave the motor home door without being invited. Did Schultzie ignore that and sneak out without us seeing him?

We searched the campground asking everyone if they had seen our dog. We and our dogs were known to most people in the camp-ground, but no one had seen him. In my panic, I wondered did someone enter our motor home and intend to steal our dogs but was only able to get

one? My husband said Schultzie must be somewhere in the motor home and we just missed him.

And then, devastation

We rushed back to the motor home and searched again. He was no where to be seen. It was then that my husband looked down between the slide and saw black fur. He yelled out, "He's trapped between the slide! OMG is he still alive?" When we retracted the slide he was already dead and it was obvious that he was crushed to death. What an awful sight. I screamed at Schultzie to wake up. We wailed for hours ... what kind of parents are we! Who does this to their dog! How could we do this ... how could we not save our dog? How did he get there?

We had to face the dilemma of clean up and what do we do with him so far from home. We knew he had to come home with us and be buried in our pet cemetery in the back yard. We wrapped him in a blanket and placed him in our shower. We purchased ice and packed him with it. We cleaned up the best we could thru eyes blurred with tears.

Rest in peace, dear Schultzie

As I recount it now, I don't know how we did it. Grief and guilt is a extremely difficult combination. Schultzie was a kind, gentle, and nurturing dog. He was our greeter as a foster dog entered our home. He cared for them until they were comfort-

(continued on pg. 4)

Members of the PapHaven family – Chuck and Dianne Replogle – asked me to share their story. They are praying that by letting you know what happened to them, hopefully you can keep it from happening to your beloved pets!

"This is an honest recount of our experience, but some may find it too graphic. Honestly, this was more painful to write than I thought. The other pieces I wrote were more factual, but in this one I had the need to put it all out there," wrote Dianne.

Just an ordinary trip

We own a motor home, and when we travel in the motor home our three dogs come with us. We purchased a motor home primarily because we did not like leaving our dogs home while we traveled. We have a wonderful dog sitter that our dogs love, but we liked it better, when we could share our experiences with our dogs. They liked it better too. They loved being in the motor home, and why not? Everything centered around them. We took more walks, they met more people and pets, and when we took day trips they were almost always included. They know the difference between the sound of our car keys vs. the sound of the motor home keys. Rattle the motor home keys and they would fly to the door, run to the motor

PHR's annual pre-sales have begun

Are you one of “those people” (like me) who shops all year long for the Holidays? As we enter the holiday season, thoughts of “what to buy?” for family and friends becomes a priority in everyone’s mind. We all want to find that “perfect gift,” and often struggle with our decisions. The Holidays are not that far away when you think about it ... Thanksgiving is 96 days away; Christmas is 127 days from now!

Well, here is a solution! PapHaven’s annual calendar! This beautiful calendar features photos of PapHaven alumni ... unwanted dogs who have found wonderful forever homes.

This would be a must-have gift for anyone who fosters, rescues, or owns papillon or pap-mix pooches. Place your orders for the calendar at <http://www.papauction.info/calendar/>.



**Don't miss out!
Pre-order now ... they
are going fast!**

Calendar pre-ordering has begun. Costs are:

Wall Calendar – \$27 shipping included.

Multiple wall calendars (up to 5) – \$6 shipping added.

over 5, contact jorolan@catc.net

Desk Calendar – \$19 each – \$2 shipping.

Multiple desk calendars (up to 5) – \$6 shipping added.

over 5, contact jorolan@catc.net

RV Owners beware (continued from pg. 3)

able. We will never be as good of foster parents as we were when Schultzie was here to help us.

To give this accident some meaning – some purpose – we are trying to educate as many people as possible to the dangers of slide outs that close completely. We have written our shortened story to many RV magazines, to RV manufactures, also to RV

forums and blog sites. We had the opportunity to speak at a rally of RVer’s. The response to all has been overwhelming. So please take our story and tell your friends who are RVer’s, and alert them to this danger. Ask them to check and double check. We hope no one ever experiences what we have.

Editor’s note: While I cannot fully express my sympathies to Chuck and Dianne, I know they would give everyone a piece of advise. As you pack up your site, especially when you have slides, crate your dogs or take them out of the RV until your “close-up” is complete. Don’t let Chuck and Dianne’s pain become yours!

We pray you have adventurous and safe travels with your pets. Be sure to consider everyone’s safety first!

Can you be a part of the life-saving effort?

Fostering saves lives

Once upon a time, a long time ago, a Papillon rescue group was born. This month PapHaven will be 14 years old. During this time we have rescued almost 2,000 papillons and rehomed 1717 so far.

There is a certain sadness for the number of deaths experienced, however, this is the product of taking already sick and injured Paps into our loving

group. We loved them, and cared for them until their last breath.

My eternal gratitude to all of you who have helped this organization along this sometimes trying path to what we are today.... a wonderful caring group for the Papillons and for each other.

Summary figures from Aug. 1, 2003 thru Aug. 1, 2017 are shown below.

Intake source count-

Local Shelter	380
Owner Surrender	936
Stray	61
Another Group	118
Adoption Return	81
Breeder	113
Sub-standard Breeder	183
Vet Surrender	45
Total	1917

Adoption source count -

PapHaven Web Site	739
Petfinder Web Site	219
Adoption Event	3
Newspaper Article	3
Word-of-Mouth	189
Just stumbling onto us	58
Other	111
Foster Flunky	395
Total	1717

Transfer- Total 62

Death - Total 88



Daphne WINS!



On 8/4, Daphne, one of PapHaven's own, became a Master Agility Champion. She was a shelter rescue ... and look at all she has accomplished once she found her forever home with loving parents like Dee Ann & Chris.

PapHaven has rescued from all walks of life at least 10 Papillons, that later went on to be competition Paps. Many becoming winners like Daphne.

"Introducing Master Agility Champion Four Winds Rescue Me, BN, RN, MX, MXB, MJ, MJB aka "Daphne". Queen of my heart!" stated her Momma, Dee Ann.

Woo Hoo! For Dee Ann and Daphne.



4 Ways to Get Your Pap to Take His Pills

http://www.marthastewart.com/featured/PillsPooch4WaysToTake2017Milkbone?sm_t=lpmzMPs

Taking medicine is never fun. So when it comes to your pooch consuming a liquid or solid pill, the task can be down right daunting. However, there are some tricks to get Fido to take his meds without a fuss.

Meal Time: You can try mixing the medicine in with your dog's breakfast or dinner, so long as it's okay to take with food (check with your veterinarian, or review the dosing instructions first). Normally, the pill masquerading works so well that most pets never suspect a thing. With any luck, he'll lap it up with the rest of his breakfast or dinner without any suspicions whatsoever. Bone-Appétit!

Treat Them Afterwards: Some dogs are on strict diets due to health problems, so it's just not realistic to hide their meds within foods they'll love. Once the pill is swallowed, an allowed treat and several kisses and belly rubbing should come next. This way your pup looks forward to medicine time, as he'll associate it with being showered with love.

Pill Pouches: Some pet brands make treats, like Milk-Bone® Pill Pouches, where you can slip and conceal your pup's pill inside. Your dog will think pill time is treat time, and he'll be excited to take his meds every day.

Liquid Medicine: Giving your pet a liquid form of medicine can be tricky. Gently pull the side of his mouth open and squirt the liquid in towards the back of his tongue. It's recommended that you do not tilt or shake his head afterwards to prevent choking. Praises and kisses afterwards will be appreciated!


Editor's note: My paps (until recently 3, now 1) have taken pills for years. I do not find liquid meds to be the answer for them ... I think I end up with more of it on my clothes than they actually got inside their body ... LOL!

But over the last few years I have found that Bil-Jac brand soft treat that my dogs loved! It makes giving pills a dream ... fold the pill inside and proof, it's gone! Just an FYI, if you need a new suggestion!

The Adventures of Rosy Posy Papillon

by Diana Rangaves (Author), Tatiana Minina (Illustrator)

Rosy Posy, an adorable Papillon, learns how to makes friends, share, and ask for help. Rosy Posy demonstrates what friendship is and how important it is to be a friend. Join Rosy Posy on a great friend adventure.



Rosy Posy, an adorable Papillon, learns how to makes friends, share, and ask for help. Rosy Posy demonstrates what friendship is and how important it is to be a friend. Join Rosy Posy on a great friend adventure.

Biography

Diana Rangaves is a full-time writer, editor, award-winning teacher and pharmacist.

She has work appearing in numerous venues, including children's picture books, medical pharmaceutical books, scholastic books, and academic articles.

Diana is the author of the Rosy Posy Papillion children's series. **One-hundred percent of the author's royalties benefit PapHaven.org.**

She is the author of the growth educational books, Medicine Child's Play, Escape into Excellence, Embrace Your Excellence and is actively working on the Ethical Hacker ~ Acidemia a political suspense thriller novel.

She earned her Doctorate in Pharmacy from the University of California, San Francisco.

Diana is a foster mom for PapHaven-Rescue.org and lives in California with her dogs and pasture pets, in their forever home.



Seamstresses desperately needed

- How are your sewing skills?
- Do you own a sewing machine?
- Do you know of someone who would be willing to do some basic sewing for us?

If you have answered “yes” to any of the questions above, we may be looking for your help!

PapHaven sells belly bands for boys ... and they seem to be a great seller for PHR. “Belly Bands are used to help your pet as a house training aid or help with the dog that may become incontinent because of health reasons or old age.

Best way is to measure around abdomen leaving



room for a pantie liner. Allow a little more if a thick liner is needed. Length should be the measurement plus the number of inches the band will overlap. For ex. If you use 2” velcro, the total band would be 14” for a 12” belly measurement.

When measuring for your new Belly Band, use a tape measure loosely around the small of the waist - loose enough to place 2 fingers in the space.

To order Belly Band, first measure around the small of the waist of your doggie (the area needed to be covered) and include it with your order. Belly Bands are measured in inches BETWEEN the middle of each velcro fasteners. The fabric with the correct measurement will be your Belly Band. \$6 each or 2 for \$10 plus shipping” as stated on PHR’s website. http://www.paphaven.info/doggie_items.html.

Belly bands can be made of cotton, flannel, or lightly quilted fabric. And we are in urgent need to fill our stockpile ... we have run desperately short. With the approach of the fall auction, we need to restock quickly.

If you or someone you know is willing to give us a hand, please don’t hesitate to contact Jan Jorolan, PHR’s President, for the pattern. Email jorolan@catc.net and she will send you the details.

We are looking to get the following sizes (in length):

- | | | |
|---------|---------|-------|
| 8.5” in | 11 in | 14 in |
| 9 in | 11.5 in | 15 in |
| 9.5 in | 12 in | 17in. |
| 10in | 12.5 in | |
| 10.5 in | 13 in | |

HALLOWEEN Pet Safety Tips

- NO SWEETS FOR YOUR SWEETIE**
Keep your pets away from candy (especially chocolate); avoid placing bowls on the ground.
- KEEP PUMPKIN AWAY FROM THE PUMPKIN**
Decorative plants can be toxic; candle-lit jack-o-lanterns are fire hazards if tipped over.
- COSTUMES ARE OPTIONAL**
Don't force an unwanted costume. Most pets prefer birthday suits.
- NO TRICK OR TREATER GREETERS**
The front door is a high traffic area. Doorbells and knocks can upset even the friendliest pets.
- MUST SHOW I.D.**
Spooked pets can get lost. Microchip and tag them in case they get out.
- PARTY POOPERS ARE OK**
Some pets are happier in a quiet room away from the party.

Created especially for the hospitals of
DVMmultimedia™
 DYNAMIC VETERINARY MARKETING
www.DVMmultimedia.com

Pet pantry: Coconut oil

<http://www.tailsinc.com/2017/02/pet-pantry-coconut-oil/>

Pet parents have been warned for years that feeding pets table scraps is bad for their health and encourages bad behaviors. And while it's true that only feeding your pet from his or her bowl helps encourage good manners, you can definitely get more creative with what you are putting in the dish. Veterinarians and nutrition experts agree that there are many "human" foods that can greatly benefit your furry family members.

The more we learn about pet food and what's in our companion animals' kibble, the more we know that introducing nutrient-dense, diverse ingredients into their diets can make a big difference in their health and increase their chances of living a long, happy, disease-free life. We look forward to exploring many unique foods you can add to encourage your pet's healthiest diet in 2017. Below we dive right into how coconut oil can be a terrific addition to your pet's healthy regimen.

What it is

Coconut oil is a "good" fat, containing numerous medium-chain fatty acids (MCFAs). It is best to use the highest quality organic, extra-virgin coconut oil you can find, packaged in glass jars.

Health benefits

- Makes skin and coat shinier and softer
- Soothes and heals cracked paw pads
- Aids in digestion
- Reduces allergic reactions
- Slows cognitive dysfunction
- Repels parasites

- Helps regulate insulin and balance the thyroid
- Contains antifungal and antibacterial properties

How to feed it

For both cats and dogs, up to 1 teaspoon per 10 pounds of body weight per day. Make sure the oil is in its liquefied state, and drizzle over their meal. Most animals find it pretty tasty, so you can feed it right off the spoon, too. Introduce slowly to avoid loose stools.














Other uses

Apply topically to your pet's skin or paw pads for its soothing properties. Coconut oil may also be applied to your pet's teeth to keep breath smelling fresh and to keep everything clean between cleanings.

woofipedia.com

'PAWS' BEFORE FEEDING

Do you know which human foods are safe for your pet? Refer to this handy guide for a breakdown of safe and unsafe common kitchen staples, and when in doubt, consult your veterinarian.

CHEW*	DON'T CHEW
 apples	 tree nuts
 bananas	 avocados
 peanut butter	 chocolate
 carrots	 grapes
 string cheese	 raisins
 boneless chicken	 pits from cherries, apricots, and peaches
	 tomato leaves/stems

*Although these foods can be tolerated (and enjoyed) by pets, everything is best in moderation.

Companion Coverage

Accidents and illness can happen to anyone – including your four-legged family members. Should you purchase health insurance to protect your pocketbook?

PETS, LIKE PEOPLE, NEED REGULAR MEDICAL CARE-AND THE COST OF visiting a vet adds up.

If your dog swallows a toy, expect to spend \$1,200 to have it removed. Treating a cat with a sinus infection means a bill of about \$395. All told, pet owners spent more than \$15 billion on vet care for their furry family members in 2015, according to the American Veterinary Medical Association.

To offset the cost of veterinary care, some people purchase pet insurance policies. The coverage is similar to human healthcare plans: You pay a monthly premium, as well as deductibles and co-pays for care.

“Coverage is generally for unexpected illness and injury, such as trauma,” explains Susan Konecny, RN, DVM, medical director for Best Friends Animal Society.

Most pet insurance plans don’t cover preventive care like vaccinations or elective procedures like

spaying or neutering. And since pet insurance is a form of property insurance, you pay the bill upfront and submit receipts to the insurance company for reimbursement.

Countless companies offer pet insurance policies. The cost of coverage depends on the age, breed, and coverage options. Consumer Reports found that, on average, premiums start at \$22 per month for dogs and \$16 per month for cats.

While this might seem like a small price to pay to provide veterinary care for your pet, Konecny warns that some policies limit reimbursement amounts, pre-existing conditions are often excluded, and breed-specific issues might not be covered.

Insurers also have restrictions that prevent you from purchasing a policy after learning that your pet needs a pricey procedure. Most coverage will not start until up to 30 days after you buy pet insurance.

Despite the restrictions, Konecny believes pet insurance can be a smart investment. “The biggest advantage is that your pet gets care when unanticipated injury or illness occurs,” she says.

Before purchasing pet insurance, Konecny suggests researching different plans and comparing deductibles, reimbursement levels, benefit limits, and coverage exclusions—and doing it before your pet needs emergency care.

“If you already have a special fund for pet emergencies or no financial constraints that I could limit your ability to provide care for your pet, you most likely do not need to consider pet I insurance,” Konecny says. “Many pet owners do not have a fund for this type of event and are financially unprepared when disaster strikes Pet insurance is a way to provide protection in case your pet (and you) may need it.”

1.6 million – Number of pets covered by pet insurance policies in North America.

\$464 – Cost of an average annual pet insurance premium.

\$257 – Average claim an owner pays for a pet requiring veterinary care.

ASPCA

It's Hot Out!

Don't Leave Your Pet in the Car!

Within 30 minutes, the car's interior can climb from 85° to 120°.

On an 85° day, it only takes **ten minutes** for the inside of your car to reach 102°.

Even if the temperature outside is only 70°, the inside of your car may be as much as **20 degrees hotter!**

Pets most at risk for overheating are young, elderly or overweight animals, those with short muzzles and those with thick or dark-colored coats.


A car may overheat even when the windows have been left open an inch or two.

Shade offers little protection on a hot day and moves with the sun.

Many states and local governments have laws that prohibit leaving an animal unattended in a motor vehicle under dangerous conditions, which includes hot days. Your car could be damaged or you could be charged with a crime.

If you see an animal in a car on a hot day, try to locate the owner, or call 911! Stay by the car until help arrives.


A Rescue Dog's True Cost!




Kenneling \$200
3 MONTH



Vaccinations & testing \$100
PLUS



Dental (if needed) \$250
PLUS




Transport \$125
or more



Spay/Neutering \$100
PLUS



Grooming \$45



Preventatives \$25
(flea/tick, heartgard, etc.)
a MONTH



Rescue's Cost \$600/
\$900

Saving a Life & getting a new best friend...



PRICELESS!



~~\$900~~
~~\$600~~
\$300

Adoption Fee ONLY \$300

Design by ARF - arFdogSong **arf**

Reprinted with permission of the artist